



15 Check whether throttle valve rests against idle speed stop. Disconnect connecting rod for this purpose.

16 Check whether roller (3 and 15) in slotted lever (4 and 13) rests free of play against final stop. Adjust by means of connecting rod (1 and 2), if required.

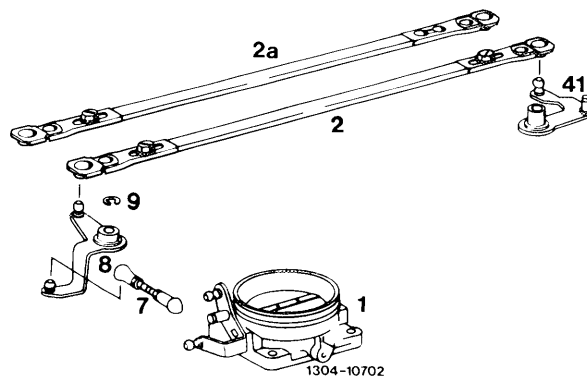
Model 123



Model 126



Connecting rod can now be adjusted on one side only. Pay attention to installation position (refer to Fig.).



2 Former version
2a Present version

17 Adjust to specified engine speed by means of idle speed air screw (10).

